ILMATIETEEN LAITOS
METEOROLOGISKA INSTITUTET
FINNISH METEOROLOGICAL INSTITUTE

# Kemin ilmanlaadun mittaukset

## -tulokset ajalta tammikuu-maaliskuu2026

*26.3.2026* **Mika Vestenius**

- Yleistä
- Mittausdatan esittelyä
- Säädata, tuuli/saasteruusut

Kuva: kopioitu verkkosivulta www.ssab.fi

Kuva: Jatta Salmi

# Yleistä

- Mitataan PM10, PM2,5, TRS
- Mittaukset alkoivat vuoden alussa (6.1.26)
- Kalibroinnit 3 kk:n välein
- Kalibroinnit 6.1 ja 25.3
- Data validoidaan kalibrointiarvojen perusteella
- Tässä esitetyt tulokset on ns. validoimatonta raakadataa

i – PM ja TRS pitoisuudet (tammi–maaliskuu 2(

# Mitatut pitoisuudet

| | TRS | PM2.5 | PM10 | PM1 |
|---|---|---|---|---|
| | TRS_ugm-3 | PM25_ugm-3 | PM10_ugm-3 | ug/m3 |
| Minimum | -1.58 | 0.35 | 1.69 | 0.1 |
| MinDate | 06/01/2026 04:00 | 15/03/2026 07:00 | 05/03/2026 07:00 | 19/03/2026 16:00 |
| Maximum | 4.27 | 48.08 | 65.58 | 40.13 |
| MaxDate | 24/02/2026 12:00 | 24/02/2026 00:00 | 23/03/2026 14:00 | 24/02/2026 00:00 |
| Avg | 1.9 | 4.03 | 6.18 | 3.49 |
| Num | 1935 | 1967 | 1967 | 1967 |
| Data[%] | 98.32 | 99.95 | 99.95 | 99.95 |
| STD | 0.6 | 4.1 | 5 | 3.8 |

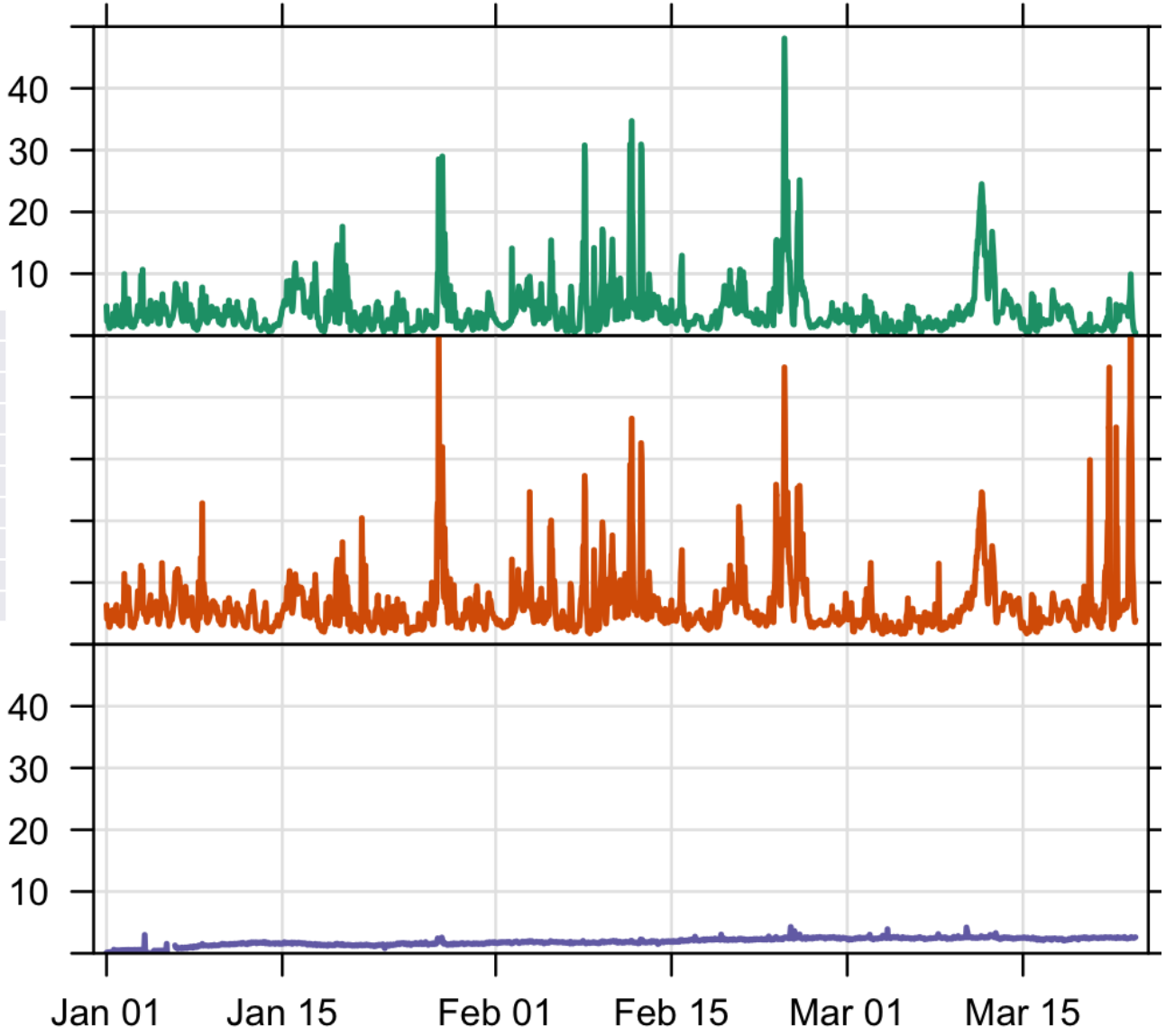


ILMATIETEEN LAITOS
METEOROLOGISKA INSTITUTET
FINNISH METEOROLOGICAL INSTITUTE

# PM tuntidataa

| | TRS | PM2.5 | PM10 | PM1 |
|---|---|---|---|---|
| | TRS_ugm-3 | PM25_ugm-3 | PM10_ugm-3 | ug/m3 |
| Minimum | -1.58 | 0.35 | 1.69 | 0.1 |
| MinDate | 06/01/2026 04:00 | 15/03/2026 07:00 | 05/03/2026 07:00 | 19/03/2026 16:00 |
| Maximum | 4.27 | 48.08 | 65.58 | 40.13 |
| MaxDate | 24/02/2026 12:00 | 24/02/2026 00:00 | 23/03/2026 14:00 | 24/02/2026 00:00 |
| Avg | 1.9 | 4.03 | 6.18 | 3.49 |
| Num | 1935 | 1967 | 1967 | 1967 |
| Data[%] | 98.32 | 99.95 | 99.95 | 99.95 |
| STD | 0.6 | 4.1 | 5 | 3.8 |

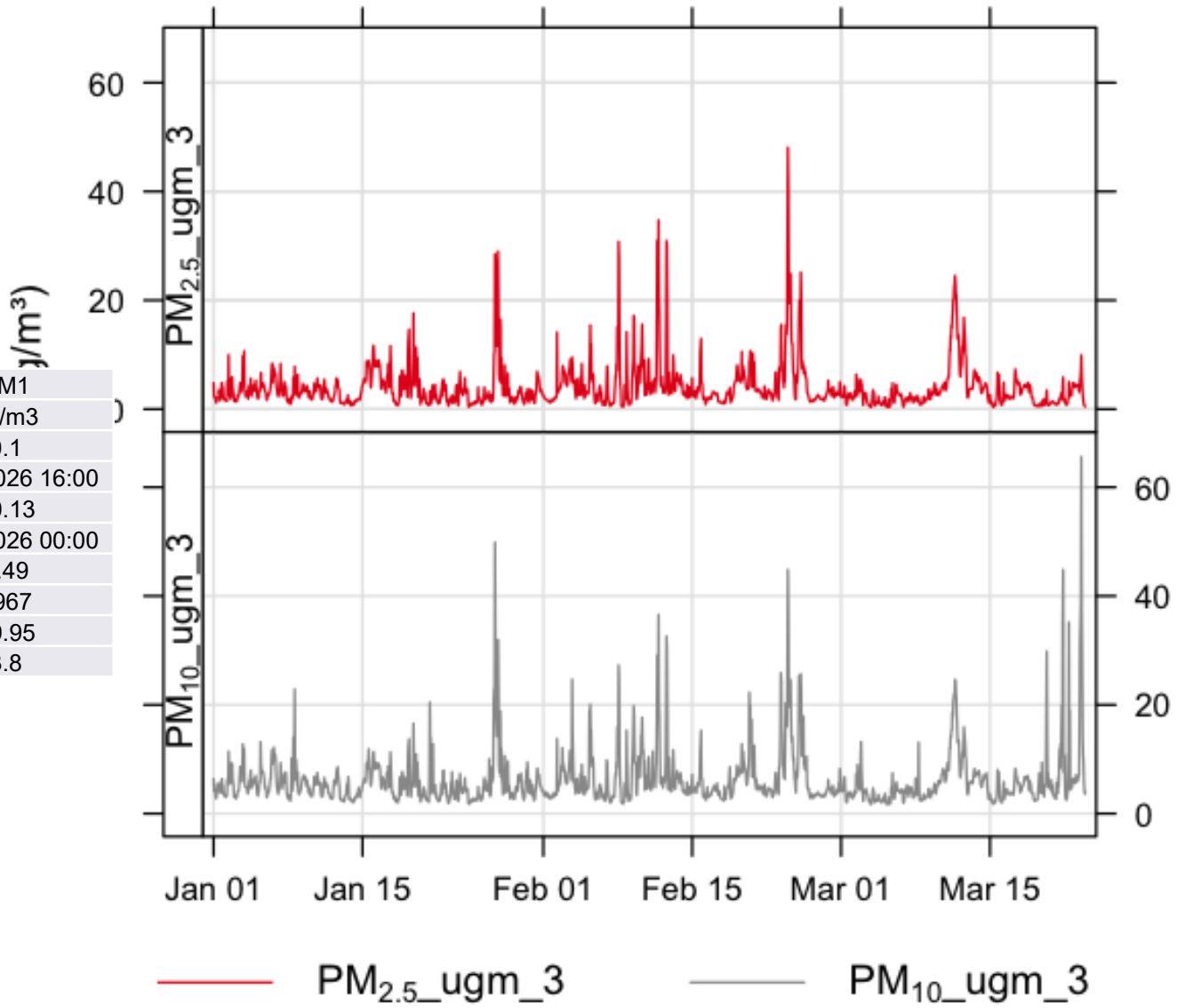

# TRS tuntidataa

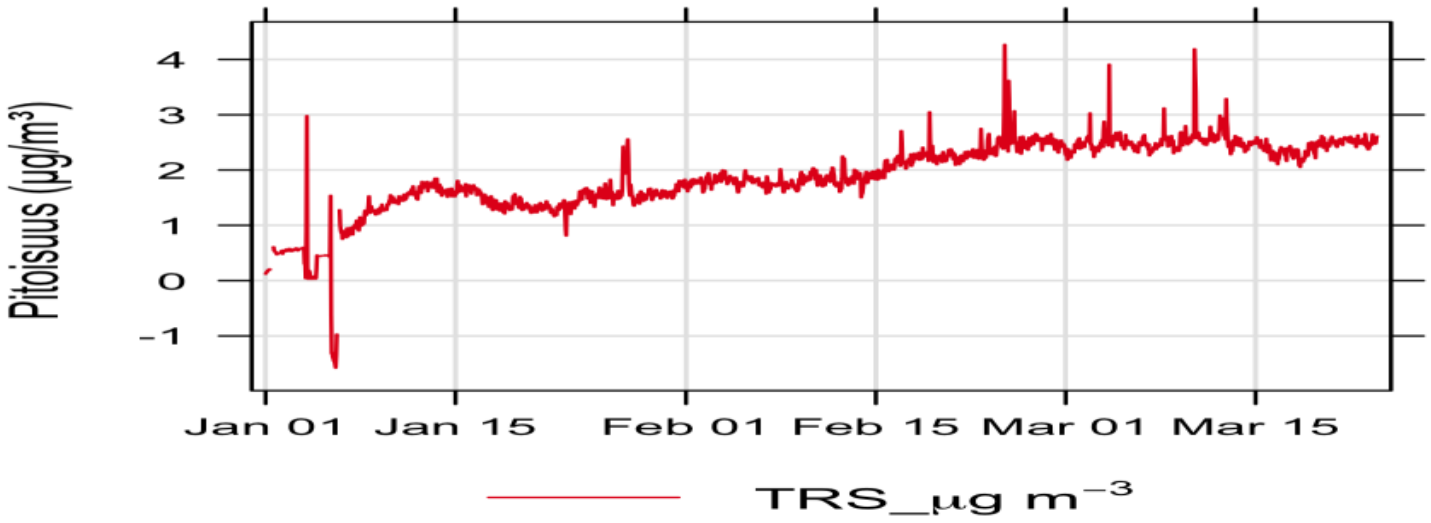


| | TRS | PM2.5 | PM10 | PM1 |
|---|---|---|---|---|
| | TRS_ugm-3 | PM25_ugm-3 | PM10_ugm-3 | ug/m3 |
| Minimum | -1.58 | 0.35 | 1.69 | 0.1 |
| MinDate | 06/01/2026 04:00 | 15/03/2026 07:00 | 05/03/2026 07:00 | 19/03/2026 16:00 |
| Maximum | 4.27 | 48.08 | 65.58 | 40.13 |
| MaxDate | 24/02/2026 12:00 | 24/02/2026 00:00 | 23/03/2026 14:00 | 24/02/2026 00:00 |
| Avg | 1.9 | 4.03 | 6.18 | 3.49 |
| Num | 1935 | 1967 | 1967 | 1967 |
| Data[%] | 98.32 | 99.95 | 99.95 | 99.95 |
| STD | 0.6 | 4.1 | 5 | 3.8 |

| Date & Time | PM2.5 | PM10 | PM1 |
|---|---|---|---|
| Minimum | 0.84 | 2.6 | 0.41 |
| MinDate | 19/03/2026 00:00 | 25/01/2026 00:00 | 19/03/2026 00:00 |
| Maximum | 15.24 | 16.39 | 13.73 |
| MaxDate | 11/03/2026 00:00 | 27/01/2026 00:00 | 11/03/2026 00:00 |
| Avg | 4.03 | 6.18 | 3.49 |
| Num | 82 | 82 | 82 |
| Data[%] | 100 | 100 | 100 |
| STD | 2.7 | 3.1 | 2.5 |

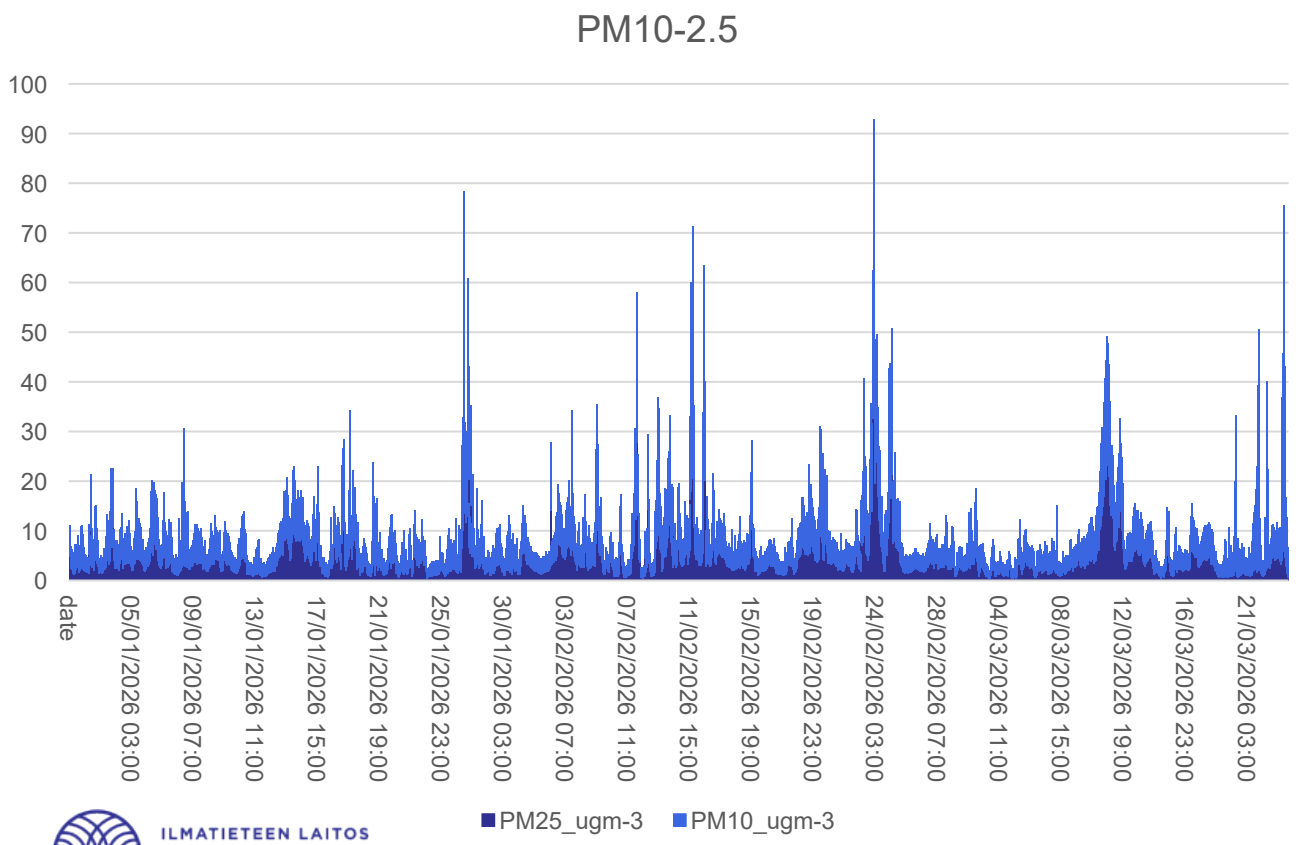


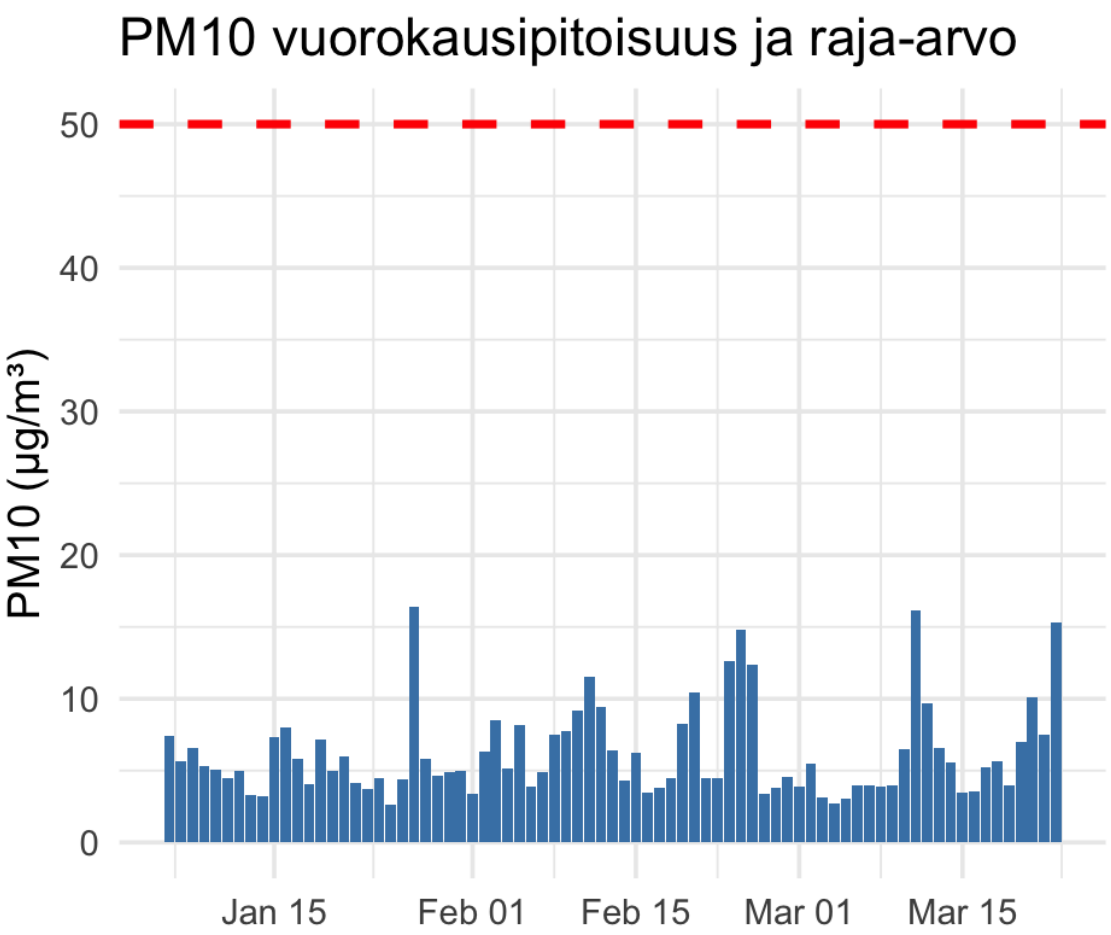


ILMATIETEEN LAITOS
METEOROLOGISKA INSTITUTET
FINNISH METEOROLOGICAL INSTITUTE

Station: Kemi Keskusta Periodically: 01/01/2026 00:00-23/03/2026 23:59 Type: AVG 1 Day [1 Day]

| | |
|---|---|
| Date & Time | TRS |
| Minimum | 0.1 |
| MinDate | 06/01/2026 00:00 |
| Maximum | 2.73 |
| MaxDate | 10/03/2026 00:00 |
| Avg | 1.9 |
| Num | 81 |
| Data[%] | 98.78 |
| STD | 0.6 |

# TRS vuorokausipitoisuus ja ohjearvo

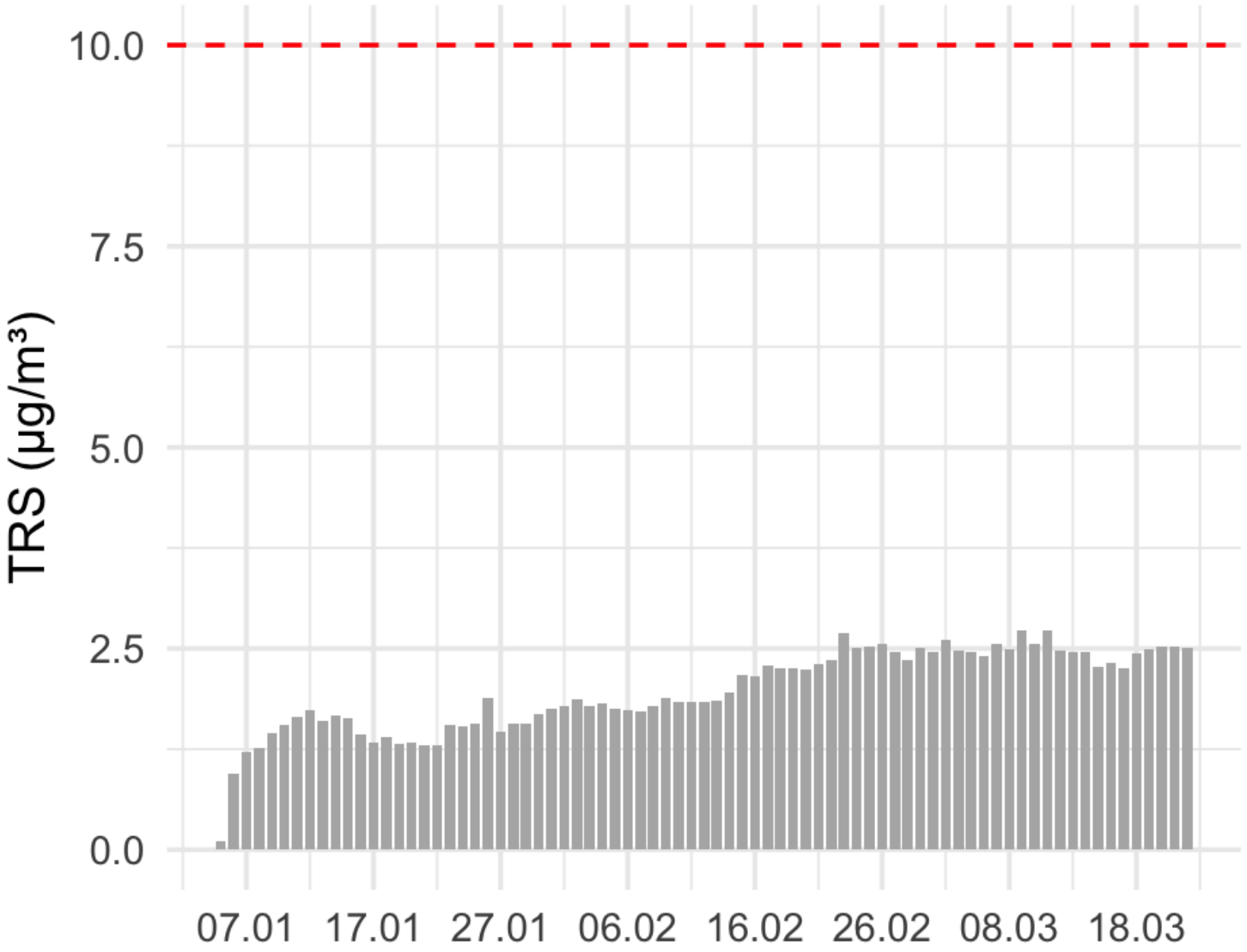


ILMATIETEEN LAITOS
METEOROLOGISKA INSTITUTET
FINNISH METEOROLOGICAL INSTITUTE

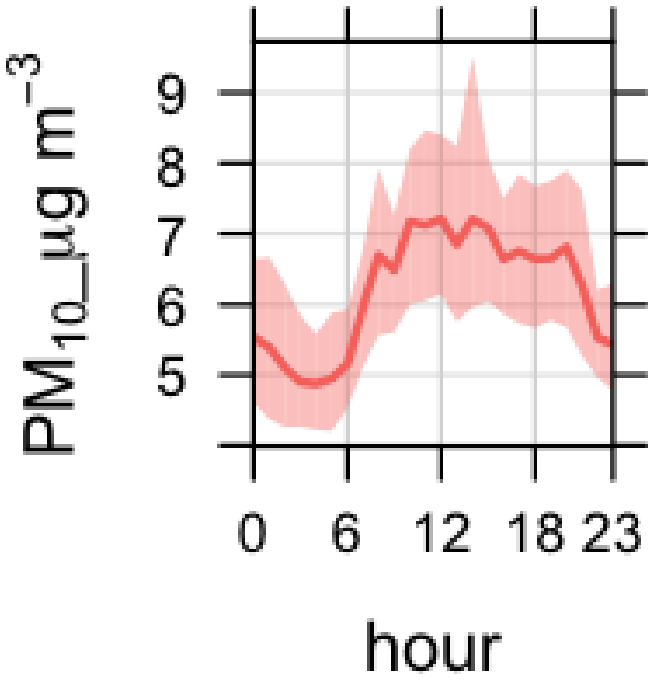
PM10_µg m-3
9
8
7
6
5
0 6 12 18 23
hour

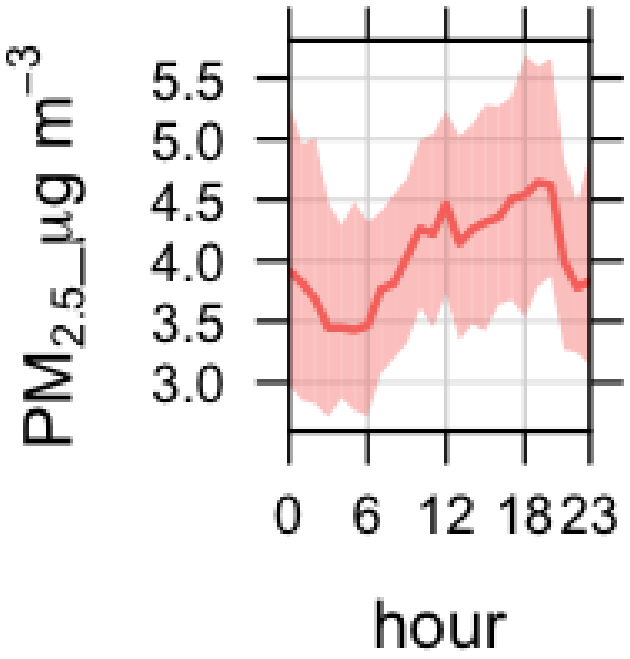
PM2.5_µg m-3
5.5
5.0
4.5
4.0
3.5
3.0
0 6 12 18 23
hour

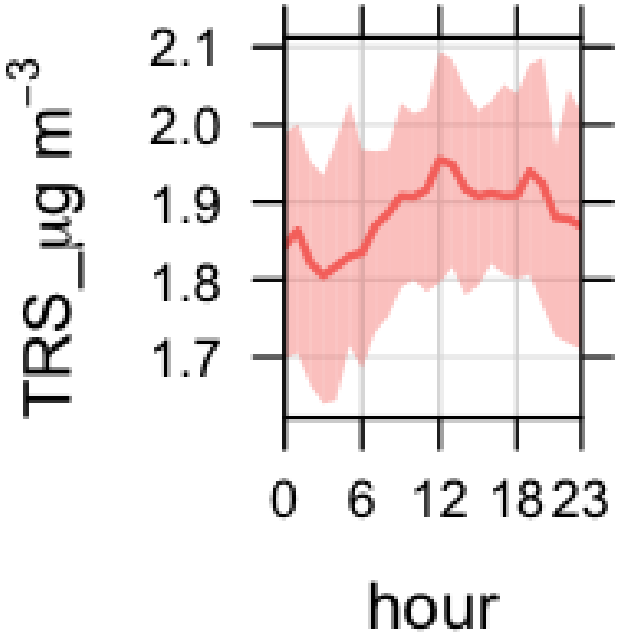
TRS_µg m-3
2.1
2.0
1.9
1.8
1.7
0 6 12 18 23
hour

# Saasteruusut

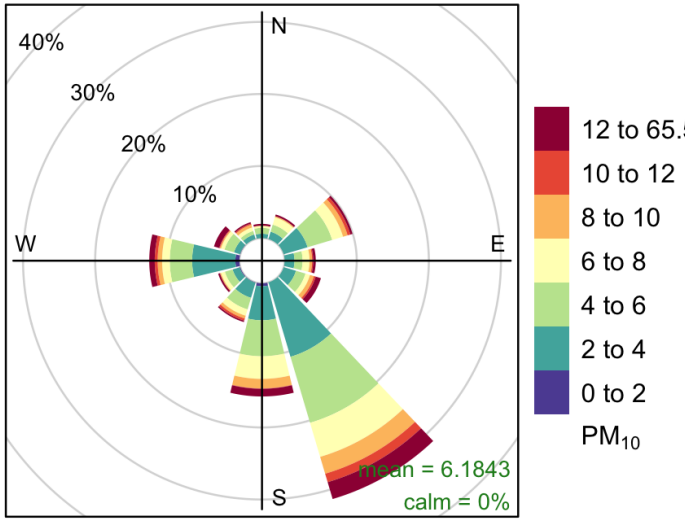


**Frequency of counts by wind direction (%)**

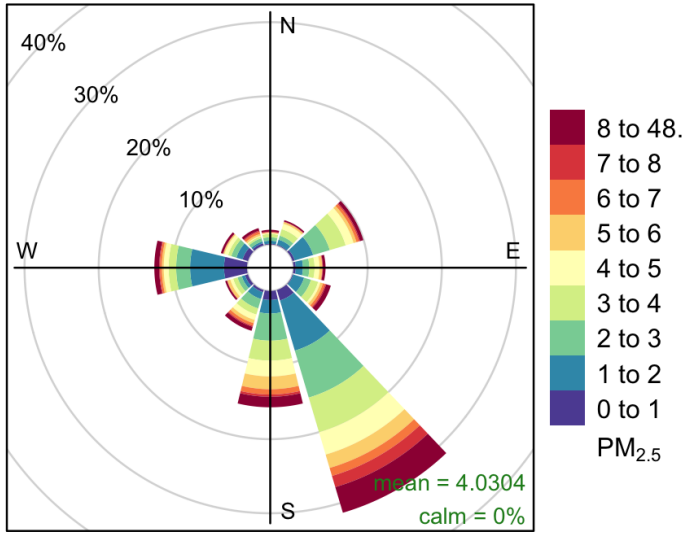


**Frequency of counts by wind direction (%)**

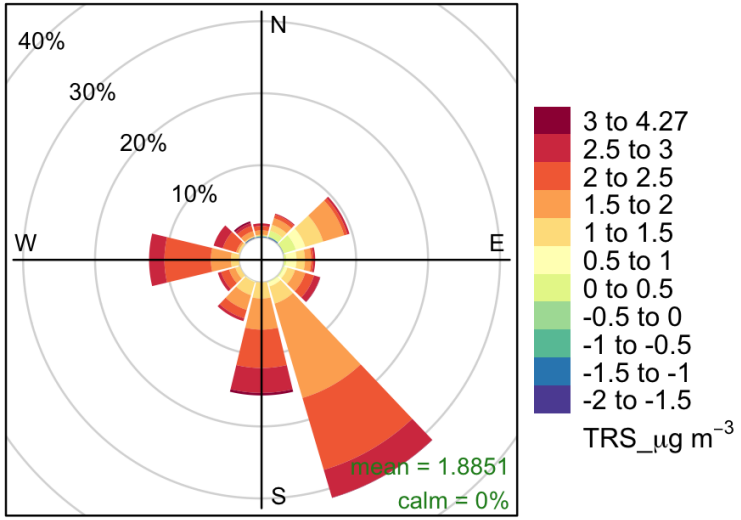


**Frequency of counts by wind direction (%)**

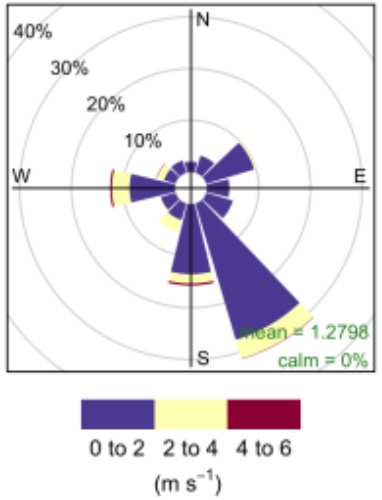


**Frequency of counts by wind direction (%)**

ILMATIETEEN LAITOS
METEOROLOGISKA INSTITUTET
FINNISH METEOROLOGICAL INSTITUTE

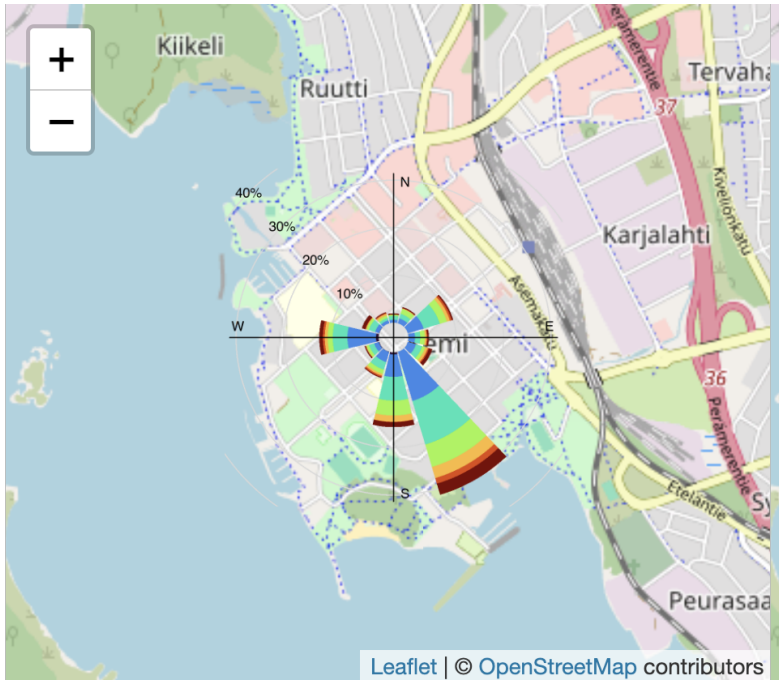
Kiikeli
Ruutti
Tervaha
Karjalahti
Kivelionkatu
Asemakatu
Peramerentie
Etelätie
Peurasaa
N
W
E
S
10%
20%
30%
40%
Leaflet | © OpenStreetMap contributors

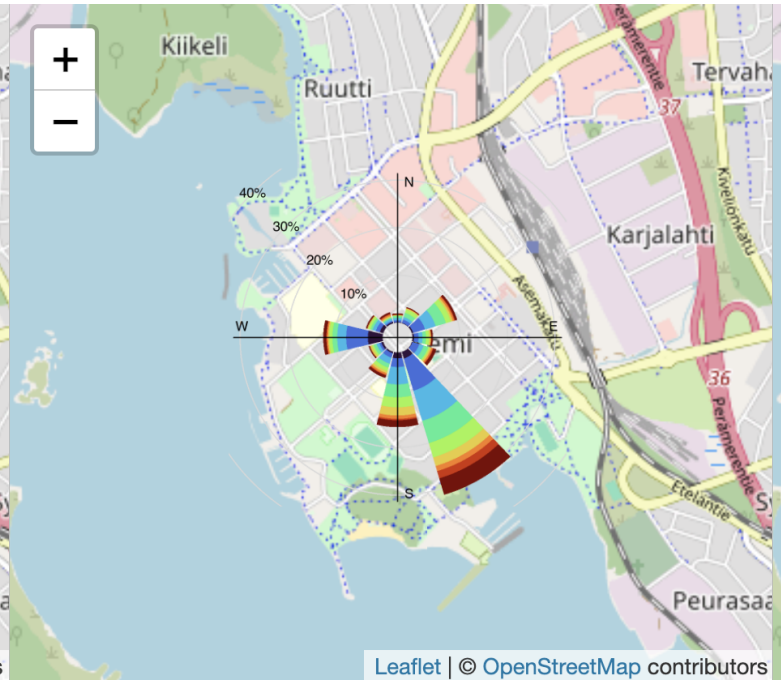
Kiikeli
Ruutti
Tervaha
Karjalahti
Kivelionkatu
Asemakatu
Peramerentie
Etelätie
Peurasaa
N
W
E
S
10%
20%
30%
40%
Leaflet | © OpenStreetMap contributors

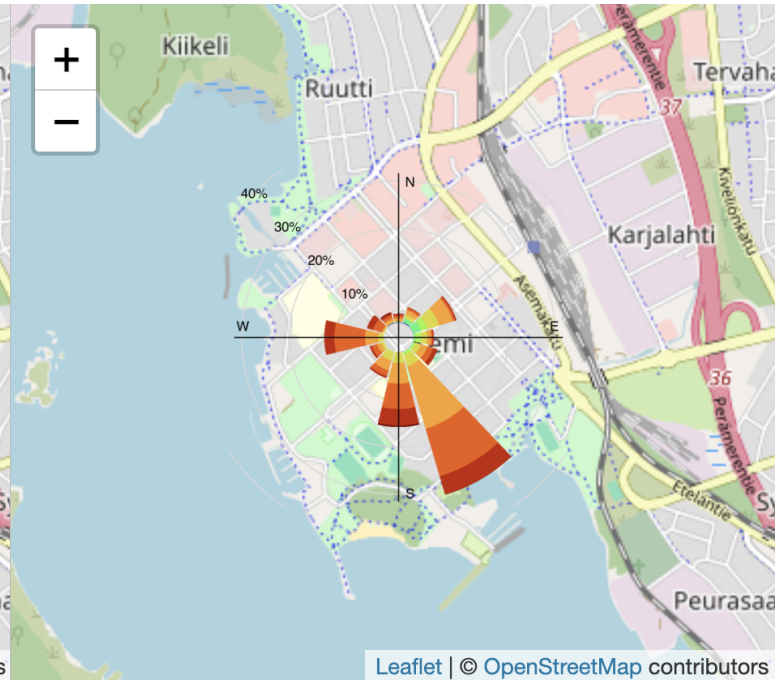
Kiikeli
Ruutti
Tervaha
Karjalahti
Kivelionkatu
Asemakatu
Peramerentie
Etelätie
Peurasaa
N
W
E
S
10%
20%
30%
40%
Leaflet | © OpenStreetMap contributors

ILMATIETEEN LAITOS
METEOROLOGISKA INSTITUTET
FINNISH METEOROLOGICAL INSTITUTE

# Kiitos

mika.vestenius@fmi.fi

20.10.2026 **Nimi**

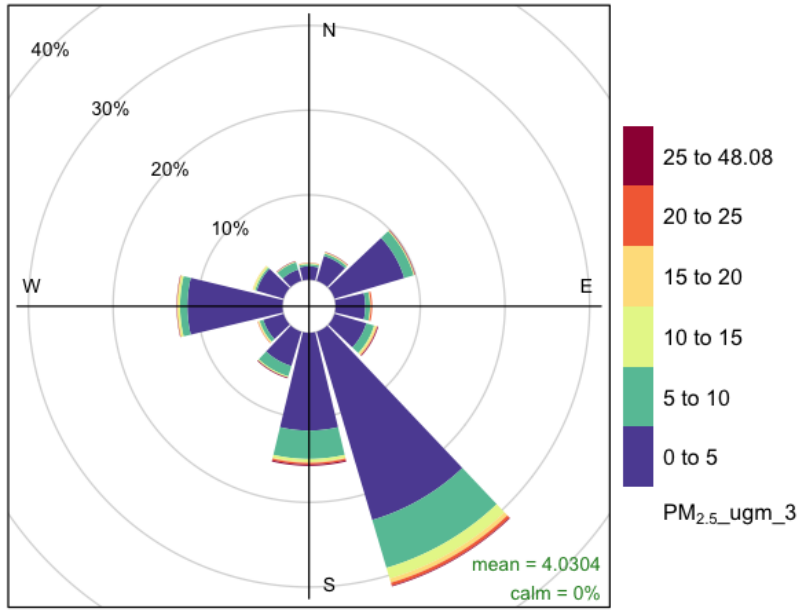


**Frequency of counts by wind direction (%)**

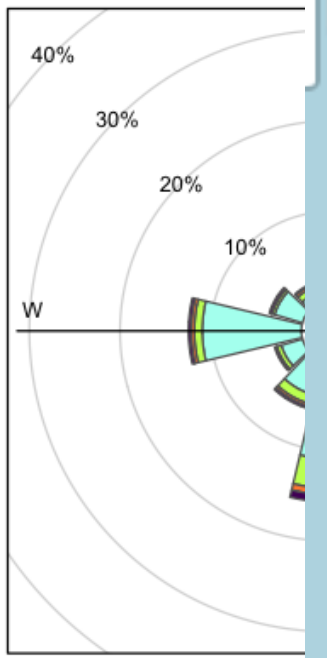


**Frequenc**

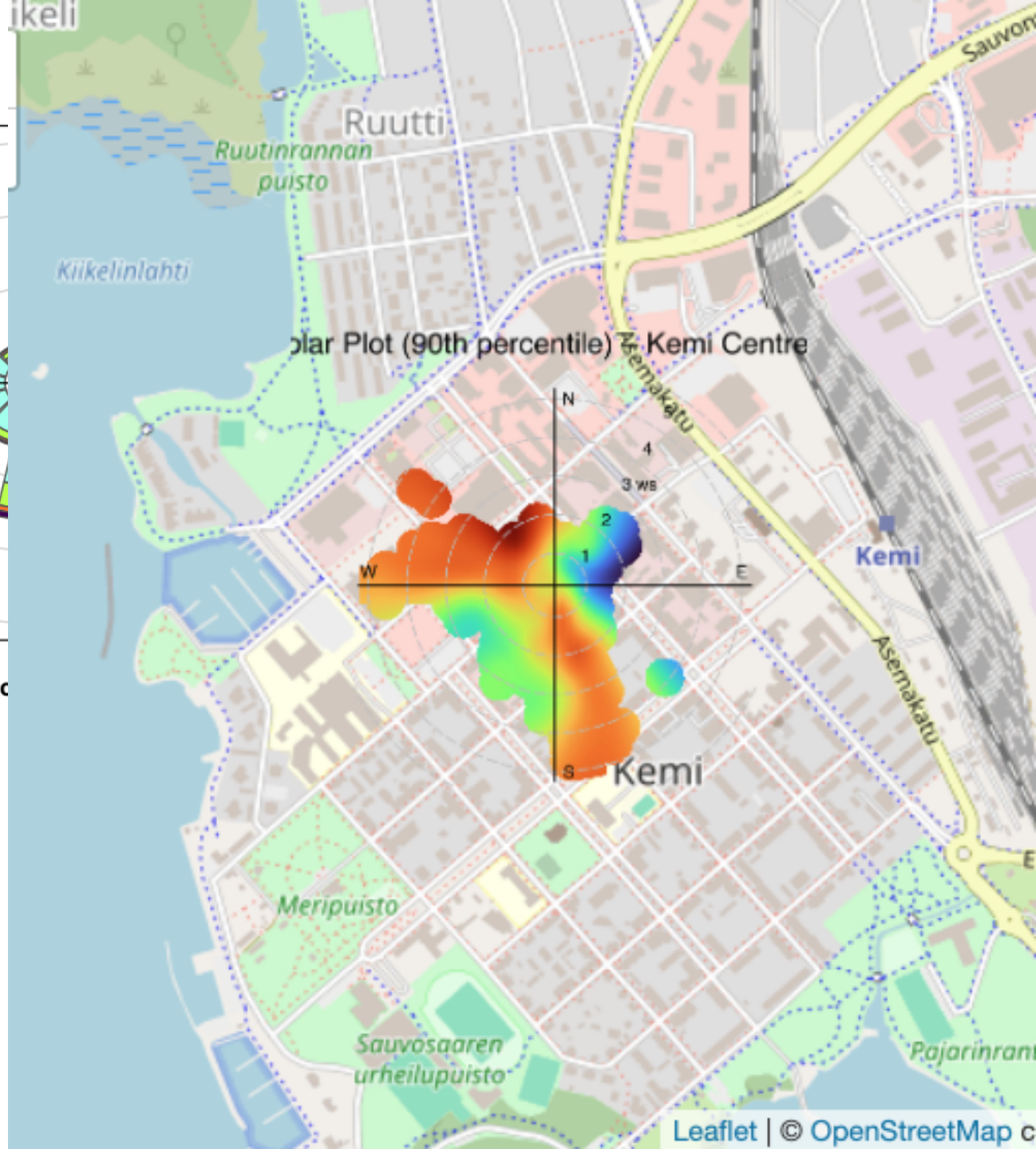


ILMATIETEEN LAITOS
METEOROLOGISKA INSTITUTET
FINNISH METEOROLOGICAL INSTITUTE